

# EBRO GLOBAL



6,374  
Average  
Headcount  
Employees



82  
Brands

77  
Facilities



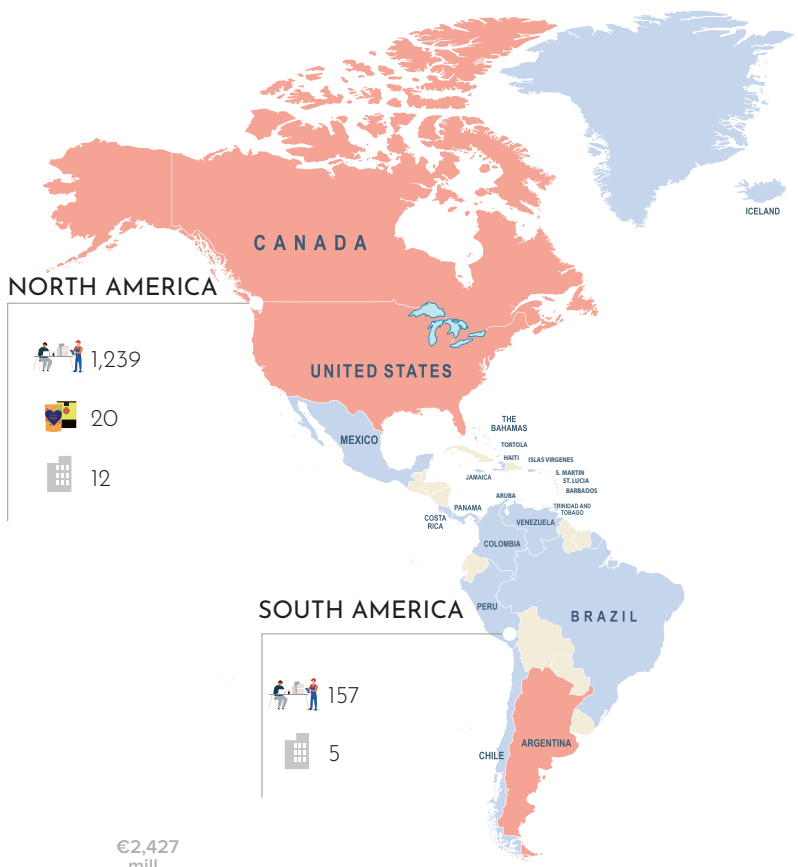
13  
Offices



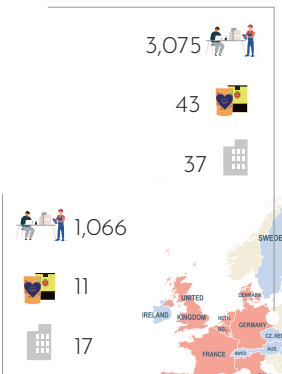
5  
Warehouses




59  
Plants



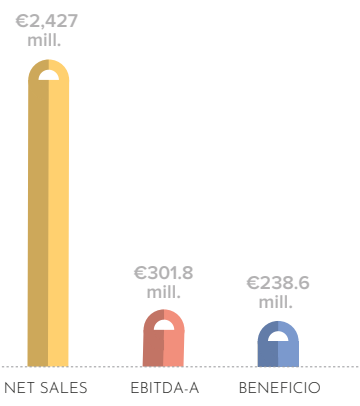

## REST OF EUROPE



## AFRICA



## ASIA



### COUNTRIES WITH INDUSTRIAL AND COMERCIAL PRESENCE

- A Argentina
- B Belgium
- C Cambodia
- D Denmark
- F France
- G Germany
- I India
- M Morocco
- N Netherlands
- P Portugal
- S Spain
- T Thailand
- U United Kingdom
- United States

### COUNTRIES WITH ONLY COMMERCIAL PRESENCE

- A Angola
- Algeria
- Aruba
- Austria
- B Bahamas
- Bahrain
- Barbados
- Bermuda
- Brazil
- Chile
- Colombia
- Costa Rica
- Curaçao
- Czech Republic
- Egypt
- Estonia
- Finland
- Gabon
- Ghana
- Greece
- Guinea
- Haiti
- Hungary
- Iceland
- Ireland
- Israel
- Jordan
- Jamaica
- Japan
- Kuwait
- Lebanon
- Libya
- Lithuania
- Mexico
- Mozambique
- Oman
- Panama
- Peru
- Puerto Rico
- Qatar
- Lebanon
- Romania
- Saint Martin
- Saint Lucia
- Saudi Arabia
- Singapore
- South Africa
- Sweden
- Switzerland
- Tortola
- Trinidad y Tobago
- Tunisia
- United Arab Emirates
- US Virgin Islands
- Venezuela
- Yemen